

Home

Forum

What's New?

New Posts

Private Messages

FAQ

Calendar

Community

Forum Actions

Quick Links

ZHP Registry

BMW Mafia.com

ZHP Mafia Special Interest Group

Advanced Search


Welcome, cakM3

Notifications

My Profile

Settings

Log Out



ZHPMAFIA.COM

[Forum](#) [Technical](#) [DIY](#) [How to set up a BMW Diagnostic Computer](#)







Support ZHPMafia.com When You Shop

Support ZHPMafia.com When You Shop

NOTE: New stickers are in. Please read [this thread](#) for more information.

See Announcement About ZHP Mafia [BMW CCA Special Interest Group Status](#)

ZHPMafia.com reaches 1,000 members. See post [here](#).

+ Reply to Thread

Results 51 to 60 of 106

Page 6 of 11

« First

4

5

6

7

8

...

Last »

Thread: [How to set up a BMW Diagnostic Computer](#)

Thread Tools


Search Thread

Rate This Thread

Display


04-20-2011 11:48 PM

#51



pleasecorrupt

Enforcer



Join Date:

Jan 2011

Location:

La Jolla

My Ride:

2004 330i

Posts:

410


Install xp on it, it'll save you heaps of trouble. my 2c

Reply

Reply With Quote


04-20-2011 11:50 PM

#52



Dotpage

Enforcer



Join Date:

Feb 2011

Location:

Houston, TX

My Ride:

02 325i "Kvack"

Posts:

435


tried, the machine was designed for Vista(eeeeeewwwwww!!!!), all my XP install disks caused memory dumps...

Reply

Reply With Quote

04-21-2011 12:00 AM

#53



2011 beast coast

mafia family reunion

Join Date:

Jan 2011

Location:

La Jolla

My Ride:

2004 330i

Posts:

410



**pleasecorrupt** ◊  
Enforcer



don't know if it was because i was unfamiliar or just scared to do anything but windows 7 64bit does not work for me, so make sure its a 32bit windows 7 and best of luck to you. but like i said if you could force install xp that would be fine, I ran mine through boot camp and ended up formatting my whole computer to install a clean unupdated version of snow leopard so that i could install xp (tis no longer supported -\_-)

[Reply](#) | [Reply With Quote](#)

04-21-2011 12:12 AM

#54

**Dotpage** ◊  
Enforcer



Join Date: Feb 2011  
Location: Houston, TX  
My Ride: 02 325i "Kvack"  
Posts: 435

It is Windows 7 32 bit, it went well on the MacBook Pro, until about half of the how-to, then I ran out of space in the BC partition.. We'll get this thing running ☺



[Reply](#) | [Reply With Quote](#)

04-21-2011 12:32 AM

#55

**Dotpage** ◊  
Enforcer



Join Date: Feb 2011  
Location: Houston, TX  
My Ride: 02 325i "Kvack"  
Posts: 435

OS in, weekend project: config this bad boy ☺



Sent from my iPhone



[Reply](#) | [Reply With Quote](#)

04-21-2011 04:46 AM

#56

Join Date: Jan 2011



**pleasecorrupt** ◦  
Enforcer



Location: La Jolla  
My Ride: 2004 330i  
Posts: 410

Originally Posted by **Dotpage** ◻  
*It is Windows 7 32 bit, it went well on the MacBook Pro, until about half of the how-to, then I ran out of space in the BC partition.. We'll get this thing running 😊*

I didn't run out of space j just hit a brick wall when I ran 64 but and ran inpo/gt1

Its finally time to settle down,  
my name is Nelson.



Reply | Reply With Quote

04-22-2011 11:08 AM

#57

**808ZHP** ◻  
Enforcer



Join Date: Feb 2011  
Location: NNJ  
My Ride: 03 330i ZHP  
Posts: 211

Originally Posted by **Dotpage** ◻  
*It is Windows 7 32 bit, it went well on the MacBook Pro, until about half of the how-to, then I ran out of space in the BC partition.. We'll get this thing running 😊*

thats why I just got a standalone PC for the job...the Windows partition is taking up too much precious space on the macbook



SG 330i ZHP • Alcantara • 6MT • Rogue • LED • V1

Reply | Reply With Quote

04-22-2011 09:39 PM

#58

**Dotpage** ◻  
Enforcer

Join Date: Feb 2011  
Location: Houston, TX  
My Ride: 02 325i "Kvack"  
Posts: 435



Originally Posted by **808ZHP**

*thats why I just got a standalone PC for the job...the Windows partition is taking up too much precious space on the macbook*

yeap, that's why I got this Toshiba too.. No worries now



[Reply](#) | [Reply With Quote](#)

04-29-2011 04:08 PM

#59

**sirungeshcickt** ◊  
Associate

Join Date: Apr 2011  
Posts: 1



Hi there,

first of all I want to thank you for these nice tutorials! I did not get the stuff from here, but installed it successfully. But my setup differs a bit from the standard machines:

I installed VMware and actually there are 3 VM's running:

VM1 - Windows XP 32 bit for working with INPA and NCSExpert  
VM2 - Progman v32  
VM3 - DIS/GT1 v44

I did the connection APITEST and it was successfull. But i don't know, what IP addresses to enter exactly.

In Windows XP (VM1), I set IP adress to 192.168.68.5. This is the windows IP.

I entered this IP under C:\EDIABAS\BIN\ediabas.ini under RemoteHost.

Then I changed it under DIS/GT1 (VM3) in EASY-DIS CONFIGURE-MATIC (1 Configre EDIABAS - 3 configure IP adress - entered y - entered 192.168.68.5. Then i did the APITEST and it is successfull). I even changed it in the 'vi hosts' entry

In progman v32 (VM2) i have several Interfaces displayed. I added a new interface with the ip adress 192.168.68.5, but i can't connect to it 😞

Am I making a major mistake? Thanks a lot in advance!

sirungeshcickt

[Reply](#) | [Reply With Quote](#)

05-16-2011 06:58 PM

#60

**az3579** ◊  
Big Earner

Join Date: Dec 1969  
Location: Bridgeport, CT  
My Ride: 05' 330i/4 6MT  
BMWCCA Member #: 377177  
Posts: 3,100



Spencers,

I've done some testing and gotten the suite to work inside of a VM. I have Windows 7 x64, so it would make it difficult to run everything, so I just set up a VM with 7 x86 and installed the usual suite on it (INPA, EDIABAS, NCS, WINKFP, etc.). Everything on it works, so I could proceed to make the other two VMs with SSS Progman and GT1. Please let me know if you'd like the instructions; I'm re-typing the instructions for my personal use as a failsafe backup in case this site ever goes down or whatever, sort of like a certification manual. If you'd like, I can create a section on getting it to work inside of a VM. There aren't many steps to do that, just a few odds and ends like getting the cable to be detected and the like.

I'm also going to write instructions on how to use NCS Expert, because I had a helluva time finding out where the instructions were for it. The instructions were right in front of my face, but it wasn't at all obvious that those were instructions on using it, so if you'd like I can send you that as well.

Botond Pal  
**2005 330i ZHP / 6MT**  
Connecticut Valley Chapter  
Patroon Chapter  
**Imolarot / Alcantara**



Wobbie (ZHP) - 2005 BMW 330i  
111 fuel-ups  
driven by az3579 - Gas L6 Sedan



26.5  
Avg MPG

Remember, it's not the car you drive, it's how you drive it.

Reply

Reply With Quote

+ Reply to Thread

Quick Navigation

DIY

Top

Quick Reply

 **B**  *I*  U  **A**    

☒ Show your signature

Post Quick Reply

Go Advanced

[« Previous Thread](#) | [Next Thread »](#)

Similar Threads

<b>How fast is your computer?</b> By Dotpage in forum General Off Topic	Replies: 122 Last Post: 08-21-2011, 03:29 AM
<b>WTB: laptop computer</b> By Mtnman in forum Miscellaneous (no vehicle-related items)	Replies: 5 Last Post: 07-12-2011, 01:12 AM
<b>WTB: MKIV nav computer.</b> By postitpad in forum ZHP-Related Parts & Accessories (no vehicle sales)	Replies: 0 Last Post: 06-03-2011, 01:43 PM
<b>Computer help needed...</b> By danewilson77 in forum General Off Topic	Replies: 47 Last Post: 12-16-2010, 09:55 AM
<b>Bavarian Technic BT Cable OBDII Diagnostic Tool</b> By Tampa330i in forum Maintenance	Replies: 7 Last Post: 12-12-2010, 08:37 PM

Tags for this Thread

None  
[View Tag Cloud](#)

Add / Edit Tags

Posting Permissions

You may post new threads	<b>BB code</b> is On
You may post replies	<b>Smilies</b> are On
You may post attachments	<b>[IMG]</b> code is On

You may edit your posts

HTML code is Off

[Forum Rules](#)

[Contact Us](#) [E46 BMW 330 ZHP Forum](#) | [330i BMW ZHP Performance Package](#) [Archive](#) [Privacy Statement](#) [Top](#)

All times are GMT -4. The time now is 10:50 PM.

Powered by vBulletin™ Version 4.0.7

Copyright © 2011 vBulletin Solutions, Inc. All rights reserved.



© 2010-2011 ZHPMafia.com - BMW E46 330 ZHP Forum -- 330i ZHP Performance Package

**ZHPMafia.com**™ and **BMWMafia.com**™ logos and trademarks are the property of the sites' owner. The ZHPMafia.com forum, meanwhile, is not affiliated with BMW AG, BMW NA, or BMW USA.

